

- 50-Miler Award
- Mile Swim, BSA
- Historic Trails Award
- U.S. Power Squadrons certificate
- U.S. Coast Guard Auxiliary certificate
- Seabadge
- Council Leadership Award
- Regional Leadership Award
- National Leadership Award
- Silver Beaver Award
- District Award of Merit

---

## Sea Scout Emblem

The First Class anchor has been used in the Sea Scouting program for more than 70 years. Its use started in 1920 when a young man had to be a First Class Scout to join the Sea Scouts. This emblem continues to be used in the traditional Sea Scouting program.

The main part of the First Class anchor is the Scout badge, which signifies that a Sea Scout is able to point the right way in life as truly as the compass points it afloat. It has three points like the three parts of the Scout Oath. The eagle with the shield is the national emblem of the United States of America. It stands for freedom. The scroll with the Scout motto is turned up at the ends to suggest the corners of Sea Scouts' mouths raised in smiles as they do their duty. The knot attached to the bottom of the scroll is to remind you that, as a Sea Scout, you have promised to do a Good Turn to someone else every day. The stars symbolize the ideals of truth and knowledge of the Scout movement. They guide you by night and suggest a Sea Scout's nautical life. The anchor embodies the specialized seagoing nature of the Sea Scouting program that seeks to attract people who have a common interest in the sea.




---

## Sea Scout Uniforms and Insignia

“In our uniforms we are not just individuals, but representatives of the vast

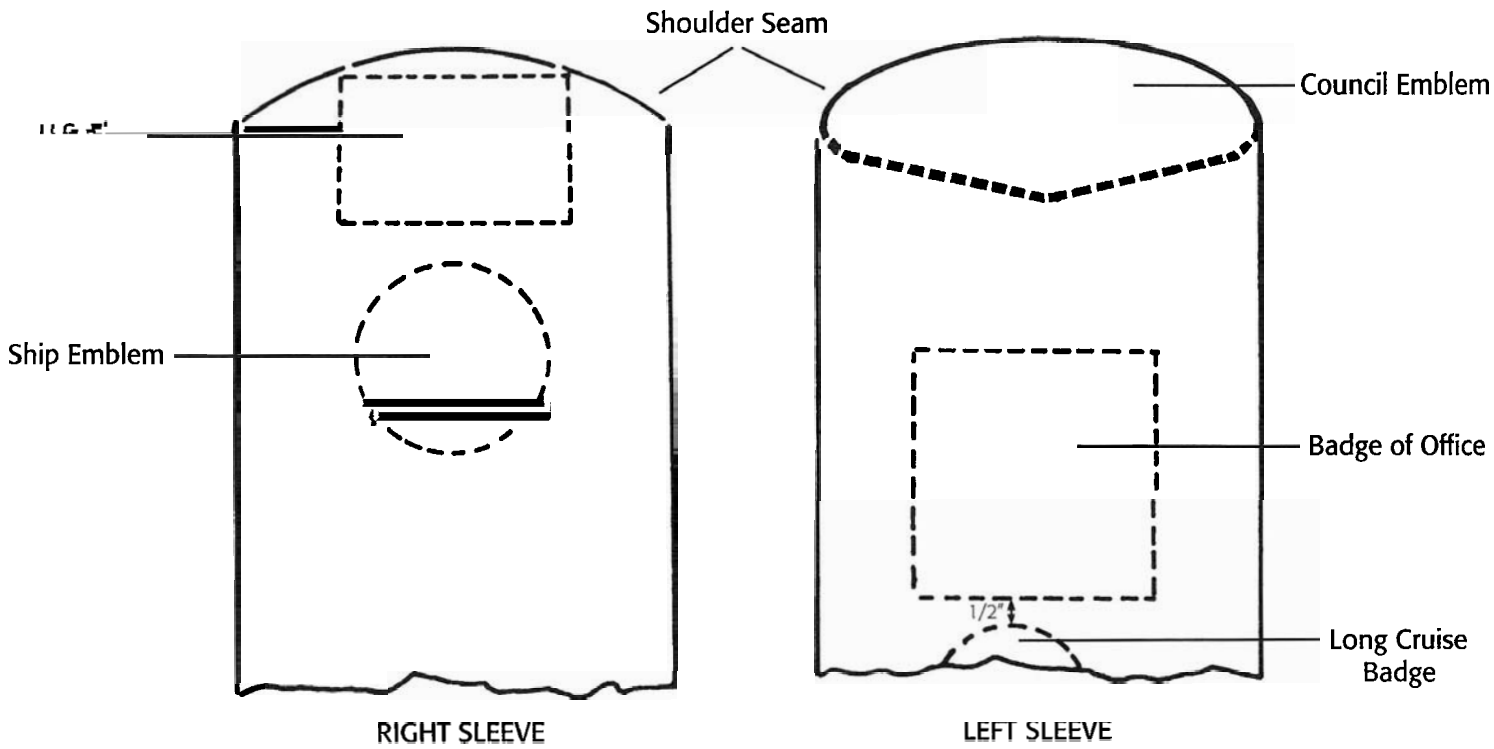
James E. West

In the early history of Sea Scouting, the United States Navy type of uniform was found to be most representative of this maritime heritage program. Uniforming is an important part of developing program recognition and self-identity among Sea Scouts. The purpose of the uniform is to single you out as a member of the Sea Scouting program of the Boy Scouts of America—a Sea Scout! By wearing the Sea Scout uniform, you make a statement to those who observe you that you have a special way of living and that courtesy, thoughtfulness, and honesty, among other core values, mark your character. Of course, merely wearing a uniform will not give you these qualities. Wearing the uniform properly will, however, remind you of what you should expect from yourself.

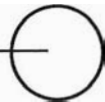
As we work aboard our vessels, we learn that with privilege comes responsibility. The same is true with the privilege of wearing the Sea Scout uniform. Anything you do while wearing it reflects upon the reputation of all Sea Scouts in our nation. Because of this, it becomes your responsibility to always do the right thing, and it becomes your responsibility to keep your Sea Scout uniform correctly creased, cleaned, and maintained. This manual spends a lot of time discussing the uniform and the insignia that go on it. Yet, proper uniforming is really quite simple. As with Boy Scout and other BSA uniforms, the national

### Background

## Recommended Placement of Sea Scout Insignia

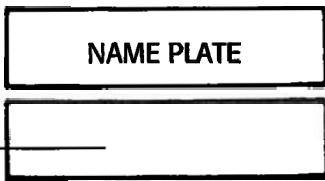


Sea Badge Pin  
(adult uniform)

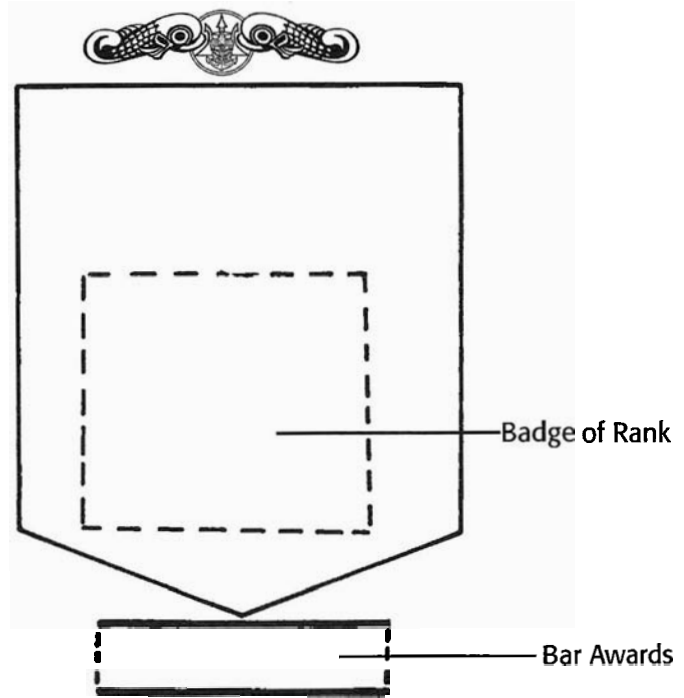


**NAME PLATE**

Sea Scouts  
BSA Strip



**RIGHT POCKET**




organization establishes the uniform requirements, and you obtain that uniform and sew the patches and insignia on it according to the rules in this manual. When in doubt, consult your ship's boatswain or the adult officer responsible for helping your ship in uniforming.

When Sea Scouting began in 1912, Sea Scouts wore brown uniforms. Between 1922 and 1925, retired Commander Thomas J. Keane, USN, changed the uniforms into the seagoing uniform that Sea Scouts still wear today. In the middle of the 20th century, when Sea Scouts were known as Sea Explorers, local ships were free to adopt any uniform they desired, though insignia requirements remained uniform. With the creation of the Venturing program of the Boy Scouts of America in 1999, the old Sea Exploring program was named Sea Scouts once again. The National Sea Scout Committee resolved to return to traditional and standard uniforming for all ships. With all units wearing the same uniform, Sea Scouting gives the appearance of one national organization.

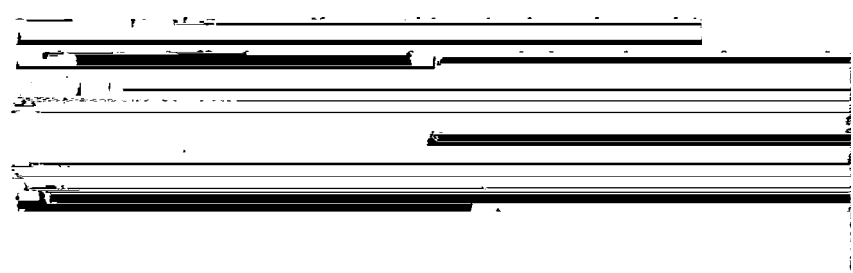
The National Sea Scout Committee adopted the uniforms in this manual as the only official Sea Scout uniform. When Sea Scouting was created after the old

## National Official Sea Scout Uniform



Sea Scout dress uniforms are worn on special occasions such as bridges of honor, annual banquets, public appearances, and other formal occasions. The dress uniforms are identical to U.S. Navy uniforms except for distinctive Sea Scout modifications. Uniforms come in navy blue (black) and in white, although the white uniform, because of a change in styles just before World War II, is known in the Navy as undress whites. New style dress blue uniforms are actually black and made of a lightweight wool gabardine that is not as itchy as the old wool blues were. White uniforms are made of cotton or polyester. A plain white crewneck T-shirt is always worn under the jumper, and white underwear is a must for the white uniforms. Uniforms are always pressed with a military press. The press of Sea Scout uniforms is unique, and you must refer to the manual for instructions.

## About the Uniforms



1 inch from the lowest portion of the anchor crown to each corner of the flap with the crown of the anchor pointed at the corner of the flap, thus placing the anchor at a diagonal. To prepare the cover, first wash it. While the cover is wet, place the cover on your head and fit it to the shape of your head. Take the cover off and set it on a table. Roll the upper 1/2 -inch portion of the lip of the cover down tightly. The roll will dry at a 45-degree angle to the side of the hat. The cover is worn with the bottom band of the cover 1 inch above the eyebrow. The cover is never worn cocked back on the head or to one side.

### Sea Scout Youth Dress Uniform—Blues (Male)


By unit designation, ships in colder climates may wish to wear a navy blue (black) uniform. This uniform consists of a black, Navy-style enlisted jumper; black trousers; a black, rolled tie secured with a square knot; black, polished, plain-toe shoes; and black socks. The cover is white (with no insignia) and the same as for the white uniform. Oval cloth Sea Scout anchors (bugs) are positioned 1 inch from the corner of the inside piping to the lowest position of the anchor crown. The crown of the anchor is pointed at the corner of the piping, placing the anchor insignia at an angle, replacing the stars on the flap of U.S. Navy uniforms. The cuff and back flap have only two rows of piping. The center row of piping on the cuff and back flap of U.S. Navy uniforms is removed.

the male uniforms, female blue uniforms are distinctively different.

Female Sea Scout youth uniforms must meet USN female enlisted uniform specifications: woman's garrison cap (no insignia); woman's white, short-sleeve blouse; black tab tie; woman's service blue coat with Sea Scout silver buttons; woman's blue trousers; black medium-heel pumps; and black socks.

By unit option, the entire female ship's company may elect to wear a woman's garrison cap (no insignia); woman's white, short-sleeve blouse; black tab tie; woman's service blue coat with Sea Scout silver buttons; and woman's plain,

### Youth Female Uniforms




blue, six-gored skirt, unbelted with a waistband pocket in the upper right front. The welt pocket style may be worn as long as it is serviceable. The skirt must match the coat in color and fabric. The kick pleat shall not exceed 6 inches in length. The skirt is worn at the middle of the knee to 1½ inches below the knee. The zipper is worn on the left side. The skirt is worn with flesh-colored, no-seam hose with no design. Black medium-heel pumps are worn.

The "work uniform" refers to uniforms used in day-to-day Sea Scout activities. It is sometimes known as an activity uniform. Different activities require different clothing, and it is understood that the ship will designate the appropriate uniform for each activity. A Sea Scout ship may, for example, designate a ship T-shirt for member use. All clothing used by ships should identify members as part of Sea Scouts, Boy Scouts of America. This may be accomplished by including the words Sea Scouts BSA or the First Class anchor on the clothing item.

While program variation requires flexibility with the work uniform, the national official Sea Scout youth work uniform consists of a light blue short- or long-sleeve shirt (cotton-blend U.S. Navy enlisted shirt), dark blue trousers with navy blue web belt and silver buckle, and navy blue baseball cap. The cap may have the ship name or insignia on it. The footgear will usually consist of black plain shoes with black socks, but may be altered by the nature of the work involved. The badge of office is worn on the left sleeve as usual. The Sea Scouts BSA strip is worn over the right pocket. See below for other insignia placement. Work uniforms should be lightly starched and pressed with a regular military press. This is a great uniform for the ship to start out with. It is very inexpensive and practical.

The work uniform is not designed for actual work such as painting or engine repairs. Use old clothes for this purpose. It is a practical uniform used for ship activities. It is practical, easily cleaned, comfortable, and provides recognition of individuals as members of Sea Scouting. It is a good uniform to wear on an outdoor activity or while underway. Ships may substitute navy blue cargo-type shorts as optional wear for warm months of the year.

### Youth Male Uniforms



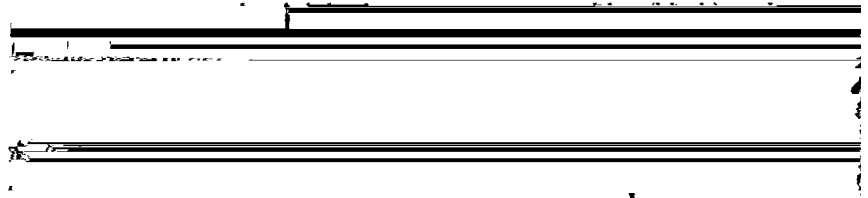
As in all things, safety must be of primary concern in selecting clothing for activities.

### Adult Dress White Uniform


Adult officers should always set the example regarding standardization of the uniform. The national official Sea Scout dress white uniform for adult leaders conforms to U.S. Navy officer specifications, with a white, short-sleeve shirt with epaulets; white trousers; white web belt and silver buckle; and plain-toe, high-polish white shoes with white socks. The adult leader wears a traditional U.S. Navy-style officer combination white cover with the Sea Scout hatband, silver chin strap, and Sea Scout silver cap buttons. A white crewneck T-shirt is worn under the shirt. Adult women wear the same uniform as men, except women do not wear the T-shirt under the blouse, and they wear a woman's white U.S. Navy officer combination cover. This cover must be altered to Sea Scout specifications as listed above. The badge of office (Skipper, mate, etc.) shall be worn on black epaulet covers that cover the entire epaulet of the shirt. The badge of office is centered on the black epaulet cover with the crown of the anchor directed away from the body.

As an alternative, adult females may wear the above uniform with a white A-line skirt (U.S. Navy specifications), hemmed at the knee to 1½ inches below the knee with a kick pleat in the center back not to exceed 6 inches. When wearing the skirt, the female adult will wear white, medium-heel pumps and flesh-colored seamless hosiery with no design.

### Adult Dress Blue Uniform—Men



### Adult Male Uniforms



badge of office insignia is positioned 2 inches above the edge of the sleeve, measured from the lowest portion of the insignia to the edge of the sleeve, with the crown of the anchor pointed toward the hand.

### Adult Dress Blue Uniform—Women

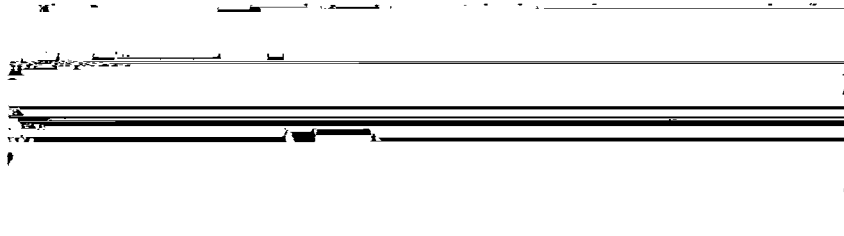
Female adult leaders may wear the following uniform meeting U.S. Navy officer specifications: navy blue, single-breasted, four-button uniform jacket; white blouse; black tab tie; black wool gabardine A-line skirt, hemmed at the knee to 1½ inches below the knee with a kick pleat not to exceed 6 inches in the center back; black, medium-heel pumps; flesh-colored seamless hosiery; and Navy uniform female officer's combination cover with a white cover, silver Sea Scout hatband, silver Sea Scout chin strap, and silver Sea Scout hat buttons. Four Sea Scout silver buttons replace the Navy buttons on the jacket. As an alternative, adult females may wear black slacks with black, highly polished, plain-toe shoes with black socks.

### Adult Work Uniform


The national official Sea Scout adult work uniform shall consist of a khaki, short-sleeve shirt; khaki trousers; black, plain-toe, polished shoes; black socks; navy blue baseball cap; and khaki web belt with brass buckle. The officer signifies his or her office by wearing a silver metal insignia on each collar. The exact position of the badge of office is noted below. A white crewneck T-shirt is worn under the uniform shirt, and the uniform shirt is worn with the collar open.



### Quartermasters



### Adult Female Uniforms




nation cover. No rank insignia is worn on the left pocket. The medallion or square knot is worn instead. The First Class anchor device without stars is worn on both sleeve cuffs of white or blue dress jackets in the same position as an adult badge of office. On white dress officer's shirts, the Quartermaster knot is worn. Quartermasters wear boatswain's and boatswain's mate badges of office on the sleeve as designated for all youth uniforms, except khaki work uniforms. Quartermasters wearing khaki uniforms will wear the First Class anchor (lapel pin) on the collar in the same position as the adult leader's badge of office.

## Where to Find Uniforms

Navy uniforms can be obtained from Navy exchanges, surplus stores, or by mail order through the Navy resale system. Khaki or work-type uniforms can be located at stores specializing in work clothing. Information from the U.S. Navy outlining how to obtain uniforming for the Sea Scout program is found in the appendix at the back of this manual.

However, the best source of uniforms for most units is the U.S. Navy:

The Uniform Support Center  
1545 Crossways Blvd.  
Chesapeake, VA 23320  
Attn: Procurement Department



request a free catalog and current price list by writing to:

Ship's Stores  
P.O. Box 576453  
Modesto, CA 95357-6453

## Insignia

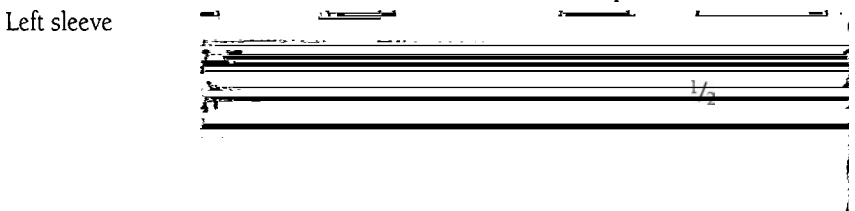
The placement of Sea Scout insignia is detailed below. Placement is specific and is effective as of the publication date of this manual.

Council emblems will be worn on all dress Sea Scout uniforms. In addition, each ship will wear a custom-designed ship emblem unique to the respective

ship. This custom ship emblem must be round, approximately 2½ inches in diameter. It must contain the name of the ship, the ship number, and the city of registry. In addition, the emblem may contain a custom design of the ship's choosing. It may not contain U.S. Navy or U.S. or local government seals or insignia. (Units with present inventory of ship insignia may use that insignia until it is exhausted before ordering new custom emblems that conform to the new standards set above.)

### Youth Dress Uniforms

**Right sleeve** The U.S. flag is centered at the seam. Flag size is approximately 1½ by 2½ inches. The ship custom emblem is centered 1 inch below the U.S. flag. The National Quality Unit Award is centered 1 inch below the ship emblem.



**Right pocket** There is no right pocket on some dress uniforms. The Sea Scouts BSA strip, No. 04125 (blue), or No. 04126 (white), is to be approximately ¾ of an inch above where the top of the pocket would be if it were there (use the left pocket top as your guide). Order of the Arrow insignia are not worn on Sea Scout uniforms. Nameplates must be black with white block lettering (No. 20100) and are worn immediately above the Sea Scouts BSA strip. As an alternative to the Sea Scouts BSA strip, adult or youth uniforms may have the letters SEA SCOUTS BSA embroidered or sewn in contrasting white or black thread, ¾ of an inch above the right pocket (or approximate position if no pocket) measured to the bottom of the letters from the top of the pocket seam. The letters must be in block-style letters 5/16 of an inch in height. All thread will be black in color except for lettering on navy blue (black) uniforms, where the thread will be white.

**Left pocket** The badge of rank is centered on the left pocket. The SEAL (Sea Scout Advanced Leadership) twin dolphin insignia is worn ¾ of an inch above the left pocket. If suspended medals or knots are worn, the SEAL insignia is worn above the suspended medals or knots. Suspended medals are worn no more than five at a time, pinned in a single row immediately above the seam. Medals are worn for bridges of honor and formal occasions. Bar awards (e.g., Small-Boat Handler) are worn centered ¾ of an inch below the pocket.

### Youth Work Uniform

The Sea Scouts BSA strip is worn or the words SEA SCOUTS BSA are embroidered ¾ of an inch above the right pocket in black block letters 5/16 of an inch in height. The badge of office is worn centered 4 inches below the left shoulder seam, measured from the shoulder seam to the top of the embroidered insignia. The ship may elect to wear the ship emblem on this uniform in the same location as on the dress uniform. The ship may elect to wear the badge of

rank in the same location as on the dress uniform. The American flag is worn on the right sleeve at the shoulder seam. No other insignia is worn on this uniform. A nameplate, black plastic with white letters (No. 20100), is worn immediately above the Sea Scouts BSA strip.

### Adult Dress Uniform

These regulations apply to all the adult dress uniforms, except as noted in the sections above relating to each individual uniform.

**Right sleeve** On dress uniform jackets, the cuff insignia badge of office is worn 2 inches above the coat sleeve cuff, measured from the cuff to the bottom portion of the insignia on both sleeves. If wearing a dress white uniform shirt with white adult dress uniform (no jacket), a silver metal badge of office is worn on black soft epaulet covers centered on each shoulder, or the black epaulet cover may have the badge of office embroidered directly on it in silver thread. This insignia shall be centered with the crown of the anchor facing toward the shoulder. The black epaulet cover shall cover the entire epaulet. Collar insignia is not worn with this white uniform shirt. The white shirt worn without a jacket is worn open at the neck with a white crew-neck T-shirt. The U.S. flag is worn at the right shoulder seam on the white dress shirt. The U.S. flag is not worn on any of the dress jackets.

**Left sleeve** The council emblem is worn at the top of the shoulder. The badge of office is worn centered 2 inches above the cuff on uniform jackets only. In the case of dress white shirts, the badge of office is worn as described on the shoulder. No collar insignia is worn on dress white shirts.


**Right pocket** There is no right pocket on some dress uniforms. The Sea Scouts BSA strip, No. 04125 (blue), or No. 04126 (white), is to be approximately  $\frac{3}{8}$  of an inch above where the top of the pocket would be if it were there (use the left pocket top as your guide). Order of the Arrow and Wood Badge insignia are not worn on Sea Scout uniforms. The Sea Badge trident insignia will be worn centered above the right pocket, over Sea Scouts BSA and immediately above the nameplate. Nameplates must be black plastic with white letters with block lettering. Nameplates are worn immediately above the Sea Scouts BSA strip.

**Left pocket** Up to six knots may be worn immediately over the pocket in two rows of three. The SEAL insignia is worn centered immediately above the square knots. Only five suspended medals may be worn at a time, pinned in a single row immediately above the seam of the left pocket. Scouting medals are worn for formal or bridge of honor occasions only. The order in which medals and knots are worn is at the discretion of the wearer. It is suggested that the medal or knot deemed most important by the wearer be worn on his or her own right. Embroidered knots are representative of suspended medals and are designed for the convenience of the wearer. No youth awards are worn by adults on any Sea Scout uniforms, with the exception of the Quartermaster, Eagle Scout, Venturing Silver, and old Air Scout Ace awards; the Honor Medal, Heroism Award, Medal of Merit, and

Hornaday Award; and Scout religious awards. Military ribbons or other awards not awarded by the BSA are not worn on any Sea Scout uniform.

Wood Badge Wood Badge beads are not worn with Sea Scouting uniforms.  
Temporary insignia No temporary insignia is worn.

### Adult Work Uniform



Left sleeve None  
Right pocket **Khaki** Sea Scouts BSA strip, No. 04127, is worn in line with the top edge of the pocket, with the lettering centered  $\frac{3}{8}$  of an inch above the pocket seam measured to the bottom of the letters. Temporary insignia and Order of the Arrow pocket flaps are not worn on any Sea Scout uniform. A nameplate, black plastic with white block letters (No. 20100), is worn immediately above the Sea Scouts BSA strip. The Sea Badge trident may be worn centered above the right pocket, above the nameplate.  
Left pocket The SEAL pin may be worn  $\frac{3}{8}$  of an inch above the left pocket and above any other insignia in that location.  
Collar The insignia denoting office consists of a metal device worn on each collar on khaki work uniforms only. The insignia is centered  $\frac{3}{4}$  of an inch from the tip of the collar to the lowest portion of the insignia. The crown of the anchor is pointed toward the tip of the collar so that the insignia is at an oblique angle. Quartermaster youth wearing the adult uniform will wear the Sea Scouting lapel pin, No. 04135, centered on both sides of the collar in the same location.  
Wood Badge Wood Badge beads are not worn with Sea Scout uniforms.












No other insignia is authorized for the work uniform.

### Sea Scout Pocket Strips

The Boy Scouts of America Supply Division offers the Sea Scouts BSA pocket strips to be worn by Sea Scouts and adult leaders on all uniforms above the right pocket. Units may elect to embroider SEA SCOUTS BSA directly on the uniform. The only correct wording for strips is Sea Scouts BSA. Strips with the words Sea Explorers BSA or Sea Scouting BSA must be replaced. White, No. 04126B; navy, No. 04125B; tan (khaki), No. 04127B. This insignia utilizes black thread on all uniforms except the navy blue (black) uniforms, which utilize white thread. The words SEA SCOUTS BSA are in block letters  $\frac{5}{16}$  of an inch in height. Old insignia with colored thread other than black or white must be replaced.

Experience shows that superior results may be achieved having uniforms embroidered directly on the material with the words SEA SCOUTS BSA above the right pocket or in the approximate position. The letters must be  $\frac{5}{16}$ -inch block letters in contrasting black or white. The letters are positioned  $\frac{3}{8}$  of an inch above the pocket seam measured to the bottom of the letters.

## Sea Scouting Insignia—Youth and Leader








Ship Emblem	Ships design their own emblem. Right sleeve	
Sea Scout BSA Pocket Strip	Blue cloth, No. 04125 White cloth, No. 04126 Khaki cloth, No. 04127 Above right pocket	
Sea Scout Metal Insignia	Leader's Hat Pin, No. 04134 Lapel Pin, No. 04135 Civilian wear or leader's collar insignia Leader's Hat Band Silver, No. 04154 Fits navy-style combination hat	
Collar Ornaments	White cloth, No. 04146 Blue cloth, No. 04147 Corners of jumper collar	
Leader's Hat Buttons	Silver, small, No. 04156 Fits navy-style combination hat	
Coat Buttons	Silver, large, No. 04155 Worn on leader's coat	
Council Shoulder Emblem	(Available from local council) Left sleeve	
	No. 04153 Wear with blue or white jumper	
	Blue cloth, No. 04139 White cloth, No. 04136	

**Long Cruise Arc**








Red cloth, No. 04137  
White cloth, No. 04138  
Left sleeve





## Advancement—Youth



Apprentice	Blue cloth, No. 04142 White cloth, No. 04145 Left pocket	
Ordinary	Blue cloth, No. 04141 White cloth, No. 04144 Left pocket	
Able	Blue cloth, No. 04140 White cloth, No. 04143 Left pocket	
Quartermaster	Blue cloth, No. 04121 White cloth, No. 04122 (Same emblem used for leader cuff insignia) Both sleeve cuffs Red cloth, 2" round, No. 04100 Centered on left pocket	
Quartermaster Award	Ribbon and pendant available from the national Venturing Division Left pocket Patch, No. 04100 Embroidered knot, blue on white, No. 05009 Leader, above left pocket Miniature, available from the national Venturing Division Civilian wear	
Small-Boat Handler Bar	Metal, No. 04052 Below left pocket	
Qualified Seaman Bar	Metal, No. 04053 Below left pocket	

## Badges of Office—Youth

Boatswain	Blue cloth, No. 04062 White cloth, No. 04063 Left sleeve	
Boatswain's Mate	Blue cloth, No. 04060 White cloth, No. 04061 Left sleeve	
Crew Leader	Blue cloth, No. 04058 White cloth, No. 04059 Left sleeve	
Assistant Crew Leader	Blue cloth, No. 04056 White cloth, No. 04057 Left sleeve	
Yeoman	Blue cloth, No. 04123 White cloth, No. 04124 Left sleeve	
Purser	Blue cloth, No. 04069 White cloth, No. 04070 Left sleeve	
Storekeeper	Blue cloth, No. 04064 White cloth, No. 04065 Left sleeve	

Bugler	Blue cloth, No. 04150 White cloth, No. 04151 Left sleeve cuff	
Specialist	Blue cloth, No. 04072 White cloth, No. 04073 Left sleeve	

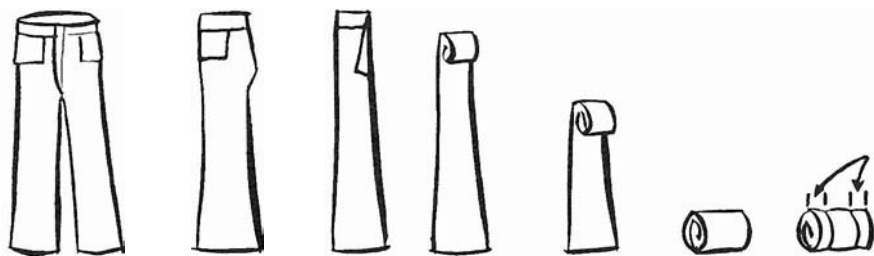
## Badges of Office—Adult

Skipper	Blue cloth, No. 04095 Both sleeve cuffs White cloth, No. 04096 Left sleeve	
Mate	Blue cloth, No. 04098 Both sleeve cuffs White cloth, No. 04099 Left sleeve	

## Uniform Care

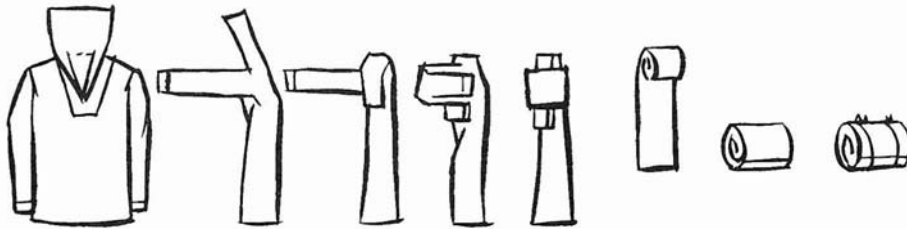
### Rolling the Trousers

Brush clean and turn inside out. Fold one leg over the other so that the seams on the inside of the legs come together. Fold the crotch over and then roll the trousers from the top toward the bottom of the legs. Secure the roll with cotton stoppers.





Brush clean and turn inside out. Place one sleeve directly over the other in front of the jumper. Fold the collar lengthwise so that the side edges are together and then fold down. Fold the arms back over the collar twice. Roll the jumper tightly toward the lower edge. Secure with cotton stoppers.

## Rolling the Jumper



## Training Recognition—Adult

<p><b>Skipper's Key</b></p>	<p>Medal, available from Venturing Division          Square Knot, No. 05006          Skipper's Device, No. 00931          Device worn on medal or knot          Left pocket</p>	
<p><b>Sea Scouter's Training Award</b></p>	<p>Medal, No. 00922          Square Knot, No. 05008          Sea Scouting Device, No. 00931          Device worn on medal or knot          Left pocket</p>	
<p><b>Seabadge Trident Pin</b></p>	<p>No. 04097          (Presented by region)          Centered above right pocket, above the Sea Scouts          BSA strip and nameplate          Knot, No. 05527</p>	